

AURIS  
?

TEN SONGS  
FOR THE

Glock  
GUITAR



Transposing-table for The Auris Glock Guitar #KRA-441													
Keys	Major	Db	Ab	Eb	Bb	F	C	G	D	A	E	B	F#
	Minor	Bbm	Fm	Cm	Gm	Dm	Am	Em	Bm	F#m	C#m	G#m	D#m
No. of b:s and #:s		5b	4b	3b	2b	1b		1#	2#	3#	4#	5#	6#
Key Signature		b b b b b	b b b b b b	b b b b b	b b	b	<i>Glock chords</i>	#	# #	# # #	# # # #	# # # # #	# # # # # #
Chord no.	①	Db	Ab	Eb	Bb	F	<b>C</b>	G	D	A	E	B	F#
	②	Gb	Db	Ab	Eb	Bb	<b>F</b>	C	G	D	A	E	B
	③	Ab	Eb	Bb	F	C	<b>G</b>	D	A	E	B	F#	C#
	④	B	Gb	Db	Ab	Eb	<b>Bb</b>	F	C	G	D	A	E
Transposals						Transposals							

This transposing-table will help you to find more music for the Glock Guitar. It follows the standard of most guitar song books where the chords are written above the musical notation system. In the music booklet the number of the chord to play is written in an octagonal sign.

When you search for music to your Glock-Guitar, look in the beginning of the note system and you will find that there are a certain number of b or # signs (key signature). Count them and find the equivalent type and number of signs in the transposing-table. Thereafter check if the chords in the song match the chords written in the column below the signs in the table. If so, you will be able to play the song on the Glock-Guitar.

An example: you find a song with two # signs. This means that it goes either in D major or B minor. If you find any of the chords D, G, A, or C you should use the Glock-guitar chords no.1 for D, no.2 for G, no.3 for A and no.4 for C. If the melody contains chords that you can not find in the table then you must try to replace them with any of the other chords on the instrument. If this does not sound good you can leave the chord silent.

The chords are individually removable from the guitar body. Hold the guitar in front of you like if you want to play it. Then take a firm grip of the chord and pull it diagonally upwards to the left, thereafter you can flip it outwards and it is free from the board.

The instrument is provided with four wooden mallets so up to four persons can play on the chords.

# She'll Be Coming Round The Mountain

①

She'll be com - ing round the moun tain when she comes. She'll be

① ③ ①

com - ing round the moun - tain when she comes. She'll be com - ing round the


②

moun - tain she'll be com - ing round the moun - tain she'll be

① ③ ①

com - ing round the moun - tain when she comes.

2. She'll be driving six white horses when she comes...
3. Oh, we'll all go down to meet her when she comes...
4. Oh, we'll kill the old red rooster when she comes...
5. We'll be singing "Halleluja" when she comes...
6. She'll be wearing pink pajamas when she comes...



# Hush Little Baby

② ①


1. Hush, lit - tle ba - by don't say a word, pap - a's gon - na buy you a  
 2. And if that dia - mond ring is brass, pap - a's gon - na buy you a  
 3. And if that dog named Ro - ver won't bark, pap - a's gon - na buy you a

② ①

Mock - ing - bird And if that Mock - ing - bird won't sing,  
 look - ing - glass. And if that look - ing - glass get's broke,  
 horse and cart. And if that horse and cart fell down,

②

pa - pa's gon - na buy you a dia - mond ring.  
 pa - pa's gon - na buy you a Bil - ly - goat.  
 you'll still be the swee - ti - est ba - by in town.





# The farmer in the dell

②

The far - mer in the dell, the far - mer in the


5

dell, heigh - ho, the der - ry o the far - mer in the dell.

① ②


Detailed description: The image shows two staves of musical notation for the song 'The farmer in the dell'. The first staff begins with a circled '2' above it. The lyrics 'The far - mer in the dell, the far - mer in the' are written below the notes. The second staff begins with a circled '1' above it, followed by a circled '2' above the final note. The lyrics 'dell, heigh - ho, the der - ry o the far - mer in the dell.' are written below the notes. The music is in a simple, folk-like style with a treble clef and a key signature of one flat.

2. The farmer takes a wife
3. The wife takes the cheese
4. The child takes the nurse
5. The nurse takes the dog
6. The dog takes the cat
7. The cat takes the rat
8. The rat takes the cheese
9. The farmer runs away
10. The wife runs away
11. The child runs away
12. The nurse runs away
13. The dog runs away
14. The cat runs away
15. The rat runs away
16. The cheese stands alone!



# London Bridge


②



1. Lon - don Bridge is fal - ling down, fal - ling down, fa - ling down,

①


②



Lon - don Bridge is fal - ling down my fair La - dy - o.

①

2. Build it up with bricks and stones...
3. Build it up with silver and gold...
4. Build it up with iron bars...







# Silent Night

① ③ ① ②

1. Si - lent night Ho - ly night All is calm all is bright 'Round yon vi - rgin

① ② ③ ①


Mo - ther and child Ho - ly in - fant so ten - der and mild

④ ③ ② ① ③ ①

sle - ep in hea - ven - ly pe - ace Sle - ep in hea - ven - ly peace—

2. Silent night, holy night,  
 Shepherds quake at the sight.  
 Glories stream from heaven afar,  
 Heav'nly hosts sing Alleluia;  
 Christ the Savior is born;  
 Christ the Savior is born.

3. Silent night, holy night,  
 Son of God, love's pure light.  
 Radiant beams from Thy holy face,  
 With the dawn of redeeming grace,  
 Jesus, Lord, at Thy birth;  
 Jesus, Lord, at Thy birth.



## Skip to my Lou

②

①

Lou, Lou, skip to my Lou, Lou, Lou, skip to my Lou,

②

Lou, Lou, skip to my Lou, skip to my Lou my dar - ling.

2. Lost my partner, what'll I do? (Lou, Lou...)
3. Get me another one pretty as you.
4. Pretty as a bird; prettier too!
5. Can't get a red bird, blue bird'll do.
6. Can't get a bisquit, cornbread'll do.
7. Little red wagon painted blue.
8. Flies in the buttermilk- shoo, fly, shoo!
9. Ants in the sugar bowl, two by two.
10. Kittens in the haystack; mew, mew, mew.
11. Mule's in the cellar, kickin' up through.

## Eency, Weency Spider

①

③

①

Een - cy Ween cy Spi - der went up the wa - ter spout. Down came the rain and

③

①

③

①

washed the spi - der out. Up came the sun and dried up all the rain. Now

③

①

Een - cy Wee - cy Spi - der went up the spout a - gain.



# My Bonnie Lies Over The Ocean

①      ②      ①

1. My Bon - nie lies o - ver the oc - ean, My Bon - nie lies o - ver the

③      ①      ②      ①      ④      ③      ①

sea My Bon - nie lies o - ver the o - cean Oh, bring back my Bon - nie to me.

①      ②      ③      ①

Bring back, bring back oh, bring back my Bon - nie to me, to me me\_\_

2. Oh, blow ye winds over the ocean,  
Oh, blow ye winds over the sea;  
Oh, blow ye winds over the ocean  
And bring back my Bonnie to me.
3. Last night as I lay on my pillow,  
Last night as I lay on my bed;  
Last night as I lay on my pillow  
I dreamed my poor Bonnie was dead
4. The winds have blown over the ocean,  
The winds have blown over the sea;  
The winds have blown over the ocean  
And brought back my Bonnie to me.



**Auris** Musikinstrument AB  
Mölnbovägen 27  
SE-153 32 JÄRNA, SWEDEN  
Tel. +46 (0)8-551 741 39  
Fax +46 (0)8-551 748 68  
E-mail: [auris@auris.se](mailto:auris@auris.se)